

Paying a Student Fee on the HMC-1 Web Store

Step #1: Access the HMC-1 Web Store.

- www.hickmanmills.org > Parent Portal > HMC-1 Web Store



Step #2:

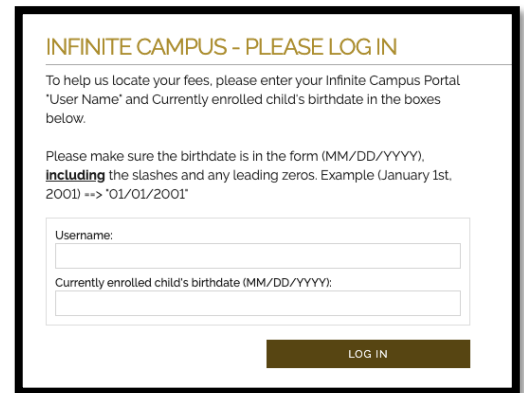
Select **Student Fee Payments**.



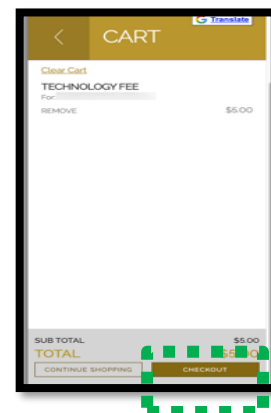
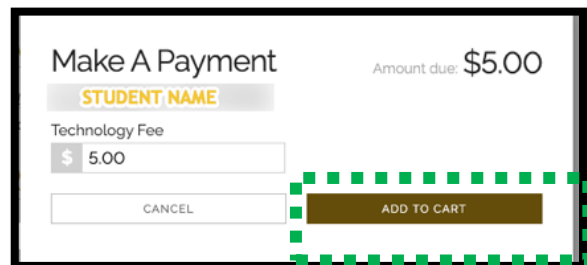
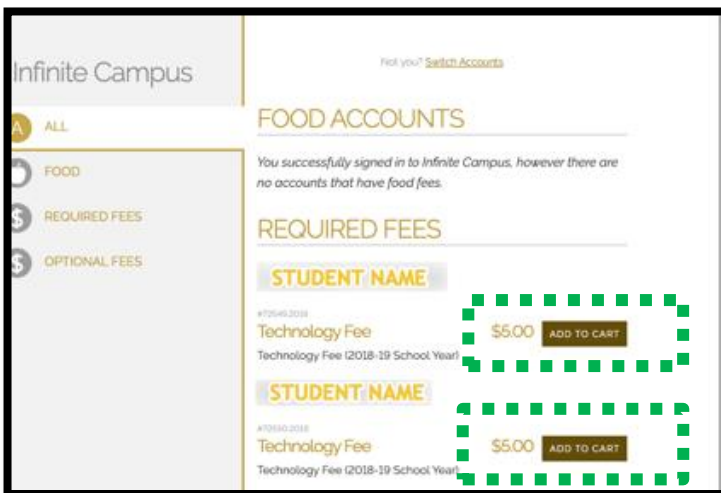
Step #3: If you have never signed in to the Web Store, select the **Create New Account** button. Once you've completed the fields to create the account you'll be prompted to enter your Infinite Campus Parent Portal username and the birthdate of just one of your students. If you are unsure what your Parent Portal username is, please reach out to **the library media specialist or school secretary**.



If you *already have an account on the Web Store* and can't remember the password? Click "Forgot Password" to reset.



Step #4: Select **Add to Cart** for each fee that is due.



Step #5: If your shopping cart looks correct, select **CHECKOUT**. Select the method that you would like to use to pay the fee and follow the prompts provided.

Hickman Mills C-1

www.hickmanmills.org



It's Here!

***PAY YOUR REQUIRED
STUDENT TECHNOLOGY FEES ONLINE!***


You may now access the new HMC-1 Web Store for the following types of transactions:

- Payment of Student Fees (Library and Textbook Fines)
- Optional Purchases (Yearbooks, Activities, Book Fair)
- Senior Dues
- *Spirit Wear and Other Options Are Coming Soon!*

Access the Web Store from the **Parent Portal** button on the **HMC-1 Website**.



Select **Student Fee Payments**.



See reverse side of this flyer for details on logging in and using the site.

